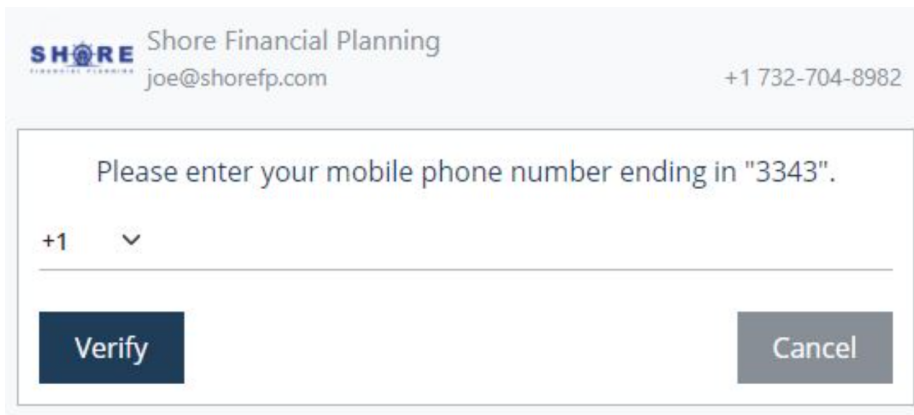


When you open the Financial Action Plan - (Fact Finder) from: ***no-reply@precisefp.com*** you will be greeted with a screen that looks like this:



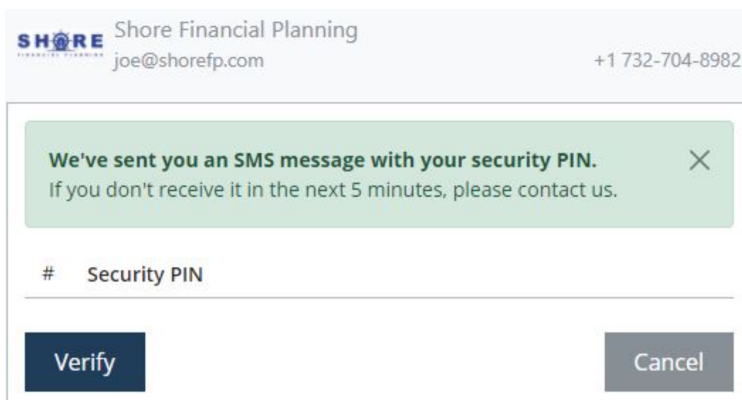
SHORE Shore Financial Planning
joe@shorefp.com +1 732-704-8982

Please enter your mobile phone number ending in "3343".

+1

Verify Cancel

1. You will need to enter your cell phone number you shared with us.
2. Confirm the number is correct
3. If correct - click VERIFY, you will have a security PIN texted to your phone number and will see a screen like the one shown in the following image.



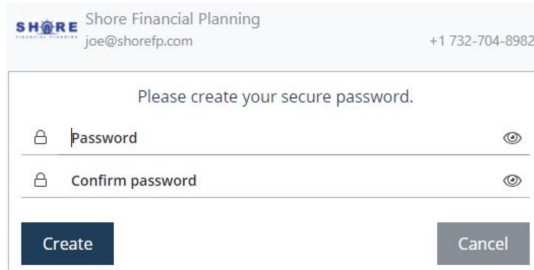
SHORE Shore Financial Planning
joe@shorefp.com +1 732-704-8982

We've sent you an SMS message with your security PIN.
If you don't receive it in the next 5 minutes, please contact us.

Security PIN

Verify Cancel

- Enter the security PIN that was texted to you exactly as it is shown on your phone.
- Once this is done successfully, you will be prompted to create a password.



SHORE Shore Financial Planning
joe@shorefp.com +1 732-704-8982

Please create your secure password.

Password

Confirm password

Create Cancel

After you create your password, you can access PreciseFP and share information securely.